



Resource Guide

First Grade Morning Meeting Padlet (Updated Daily)

https://padlet.com/Ms_Silverboard/morningmeetings

First Grade Padlet of Resources and Read Alouds

https://padlet.com/Ms_Silverboard/w1zv3pojszk

Reflex Access

<https://www.reflexmath.com/>

Seesaw Access (2 options)

Computer/Laptop Access

<https://launchpad.classlink.com/fcs>

Username: 10 digit ID Password: 8 digit birthday

Seesaw>Find the class with a red number next to it>Activities

OR

iPad/Computer/Laptop Access

Personal login code (e-mail your teacher for access)

iReady/Brain Pop Jr. Access

<https://launchpad.classlink.com/fcs>

Username: 10 digit ID Password: 8 digit birthday

Greg Tang Access

<https://www.gregtangmath.com>



Grade 1 English Language Arts

For the third week of TeleSchool, choose and complete one activity per day. In addition to these activities we suggest your child reads 20 minutes daily!

<p>Complete the attached sheet for a fiction book.</p> <p>Attachment 2</p>	<p>Listen to the following story: https://www.youtube.com/watch?v=lg7hkJOVitA&feature=emb_title</p> <p>Then research about helpful bugs: https://www.seewhatgrows.org/kids-guide-beneficial-bugs-garden/</p>	<p>Go on iReady reading for 20 minutes. https://launchpad.classlink.com/fcs</p> <p>*See reflection sheet attached*</p> <p>Attachment 6</p>
<p>Go to Seesaw Activities and pick 2 reading/phonics/language arts activities to complete</p>	<p>Read the sentences on the attached phonics sheet and record the 'oo' words.</p> <p>Attachment 1</p>	<p>Edit the following sentences:</p> <p>she went two the stor to buy kold fruit</p> <p>iam going outsid ande wil play whith mi friend?</p> <p>wil u go to the parck today.</p>
<p>Respond to the following question:</p> <p>What is your favorite store or restaurant?</p> <p>Follow the opinion writing format: Introduction, 2 reasons/examples, closing</p>	<p>Read the attached passage and answer the questions.</p> <p>Attachment 3</p>	<p>Watch Brain Pop Jr. Reading Non-Fiction</p> <p>https://jr.brainpop.com/readingandwriting/readingskills/readingnonfiction/ Username: Barnwell Password: Bears</p> <p>Complete easy quiz and activity</p>

Read each sentence.

1. Look up at the moon.
2. I can read this book.
3. Pick up the spoon.
4. She lost a tooth.
5. Put on your hood.
6. I can go to the zoo.
7. He is a good cook.
8. Do you like the food?
9. My coat is on a hook.

Name: _____

Ask and Answer Questions

Who is the story about?

What happens in the story?



Where does the story happen?

When does the story happen?

Write a question you had after you read the story.

Name: _____

440L

Buying Bonnie

Sara's mom told her that she could get a bunny. Sara felt happy and eager. She asked her mom if they could go to the pet store that day. Her mom said yes. Sara and her mom drove to the pet store to look for a new bunny. When they got there, Sara saw ten bunnies.

This was going to be a hard choice. How would she pick between them? She knew she would have to hold each one to see out which one was best.



1. Who is the story mostly about?

2. Where does the story take place?

3. What does Sara's mom tell her?

4. What happens in the story?

Grade 1 Math

For the third week of TeleSchool, choose and complete one activity per day.

<p>Complete the Greg Tang spring challenge.</p> <p>https://gregtangmath.com/images/spring/gameboards/SpringChallengeGameboard1st.pdf</p>	<p>Go on Reflex for twenty minutes.</p> <p>https://www.reflexmath.com/</p> <p>See below for your teacher's login: Mrs. Robson: Robsonk Mrs. Sanford: Sanfordd Mrs. Shelton: Sheltonca Ms. Siegel: Siegeln Ms. Silverboard: Silverboard</p>	<p>Go on iReady math for twenty minutes https://launchpad.classlink.com/fcs</p> <p>*See reflection sheet attached*</p> <p>Attachment 6</p>												
<p>Go on a shape hunt around your home. Find as many circles, squares, rectangles, triangles, and rhombuses as you can find. Keep tally of each shape you find. Graph your findings</p> <p>Create three questions you could ask a friend about your graph. Be sure to label your graph.</p>	<p>Go to Seesaw Activities and pick 2 math activities to complete</p>	<p>Complete the 2 money worksheets</p> <p>Attachments 5a and 5b</p>												
<p>Use < > or = to compare the following:</p> <p>80 _____ 67 21 _____ 91 3 tens 4 ones _____ 43 42 _____ 14 28 _____ 8 ones 2 tens</p>	<p>Complete the attached balancing equation worksheet</p> <p>Attachment 4</p>	<p>Fill in the totals on the tally chart below. Create a bar graph of the data. Write and answer 3 questions about the data.</p> <p style="text-align: center;"><i>Favorite Vegetable</i></p> <table border="1" style="margin-left: auto; margin-right: auto;"> <thead> <tr> <th>Vegetable</th> <th>Tallies</th> <th>Total</th> </tr> </thead> <tbody> <tr> <td>Broccoli</td> <td> </td> <td></td> </tr> <tr> <td>Kale</td> <td> </td> <td></td> </tr> <tr> <td>Carrots</td> <td> </td> <td></td> </tr> </tbody> </table>	Vegetable	Tallies	Total	Broccoli			Kale			Carrots		
Vegetable	Tallies	Total												
Broccoli														
Kale														
Carrots														

Attachment 4

1.OA.7

Name _____

Write *true* if the equations are equal. Write *false* if they are not equal.



1. $4+5=6+2$

2. $7+8=10+5$

3. $19+1=20-1$

4. $4+4=9+0$

5. $2+4=7-1$

6. $9+9=15+3$

7. $4+5=10-1$

8. $20-9=13-3$

9. $17-4=15-9$

10. $7+6=10+3$

Attachment 5a

LOA.4

Name _____












Teachers will need 20 pennies. Look at the number in the first box and count out that number with the student. Have the student turn away or close his/her eyes while you cover up the number in the second box. The student will count the remaining pennies and tell you how many are covered up. Put a checkmark in the box if the child gets the answer correct.

Start with:	Cover up:	Correct?
16	6	
20	10	
11	5	
13	8	
15	7	
19	3	
7	2	
18	6	
9	8	

Attachment 5b

Find the value of the coins.

 <input type="text"/>	 <input type="text"/>	 <input type="text"/>
 <input type="text"/>	 <input type="text"/>	 <input type="text"/>
 <input type="text"/>	 <input type="text"/>	 <input type="text"/>

Attachment 6

Name: _____

iReady Reflections:

I learned...
I improved on...
This helps my learning because...



READING

MATH
